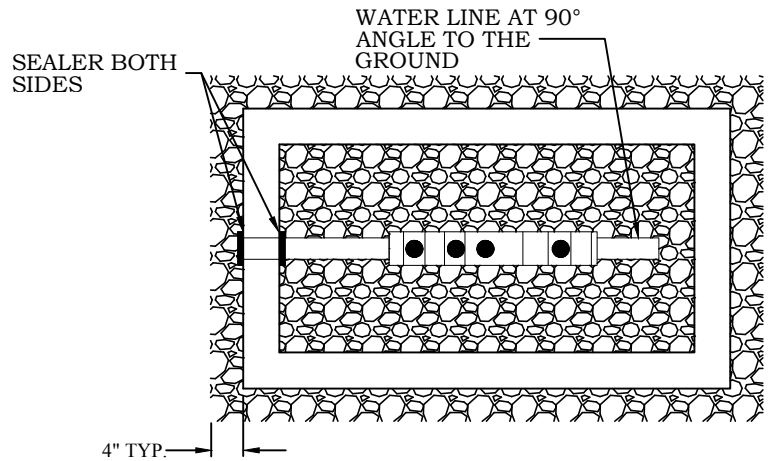
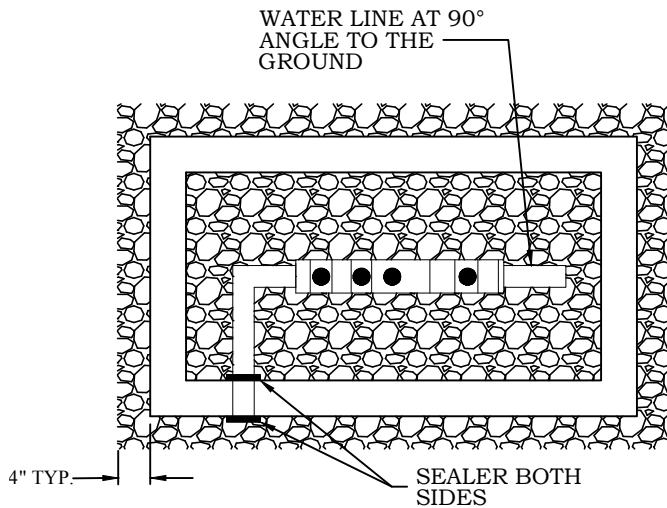


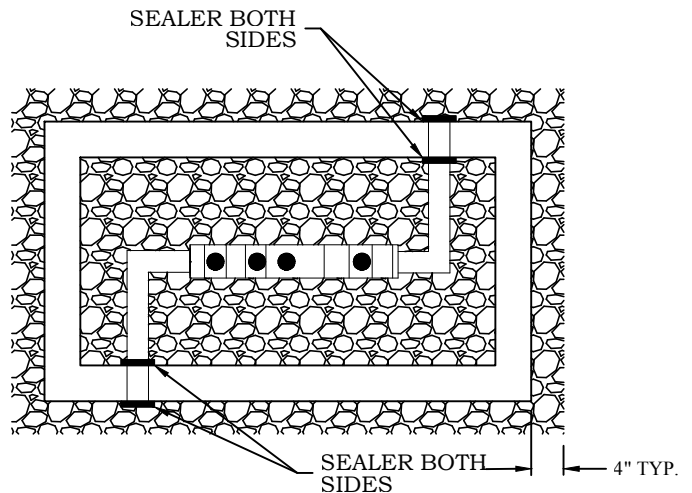
**PIPING ALTERNATE #1**  
PROFILE VIEW



**PIPING ALTERNATE #2**  
PLAN VIEW



**PIPING ALTERNATE #3**  
PLAN VIEW



**PIPING ALTERNATE #4**  
PLAN VIEW

**NOTES:**

1. ASSEMBLY SHOULD BE CENTERED IN BOX TO ALLOW ACCESS FOR TESTING AND REPAIR.
2. BOX SHALL NOT REST ON WATER LINE.
3. ENTRY AND EXIT POINTS OF WATER LINE AND BOX MUST BE SEALED ON BOTH SIDES TO PREVENT ENTRY OF WATER AND DIRT. (REFERENCE DETAIL 5.1)
4. MINIMUM CLEARANCE TO BE MAINTAINED: 8" TO 18" FROM ASSEMBLY TO TOP OF BOX, 6" FROM BOTTOM OF ASSEMBLY TO TOP OF GRAVEL.

NO REVISION OR MODIFICATION OF THIS DETAIL SHALL BE MADE WITHOUT PRIOR WRITTEN APPROVAL FROM AUGUSTA UTILITIES DEPARTMENT.

REVISED: JANUARY 2018

**DOUBLE CHECK VALVE ASSEMBLY VARIATIONS**  
(2" AND SMALLER)

**AUD DETAIL 5.3**

**AUGUSTA UTILITIES DEPARTMENT**  
452 WALKER STREET, SUITE 200  
AUGUSTA, GA 30901

