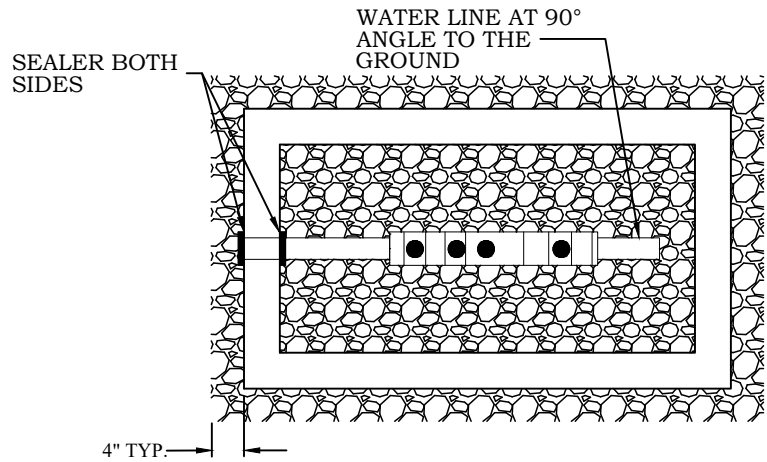
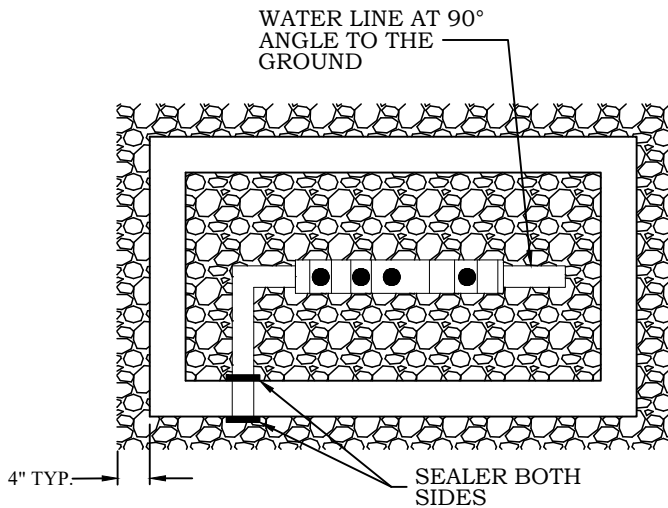


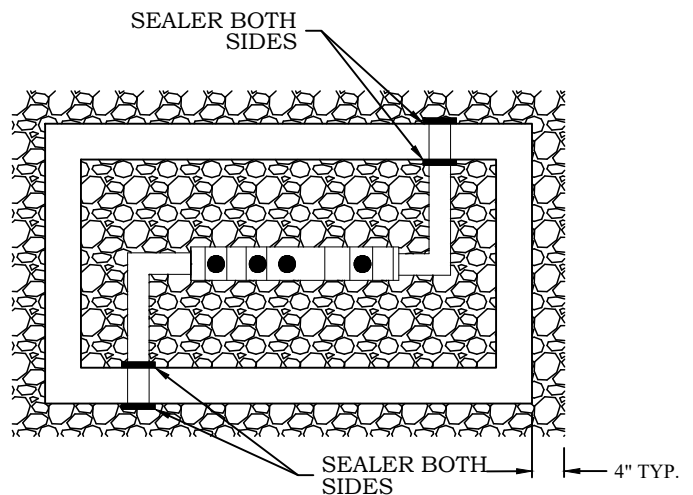
PIPING ALTERNATE #1  
PROFILE VIEW



PIPING ALTERNATE #2  
PLAN VIEW



PIPING ALTERNATE #3  
PLAN VIEW



PIPING ALTERNATE #4  
PLAN VIEW

NOTES:

1. ASSEMBLY SHOULD BE CENTERED IN BOX TO ALLOW ACCESS FOR TESTING AND REPAIR.
2. BOX SHALL NOT REST ON WATER LINE.
3. ENTRY AND EXIT POINTS OF WATER LINE AND BOX MUST BE SEALED ON BOTH SIDES TO PREVENT ENTRY OF WATER AND DIRT. (REFERENCE DETAIL 1.31)
4. MINIMUM CLEARANCE TO BE MAINTAINED: 8" TO 18" FROM ASSEMBLY TO TOP OF BOX, 6" FROM BOTTOM OF ASSEMBLY TO TOP OF GRAVEL.

NO REVISION OR MODIFICATION OF THIS DETAIL SHALL BE MADE WITHOUT PRIOR WRITTEN APPROVAL FROM AUGUSTA UTILITIES DEPARTMENT.

**APPROVED JAN. 2021**

REVISED: JANUARY 2021

**DOUBLE CHECK VALVE ASSEMBLY VARIATIONS**  
(2" AND SMALLER)

**AUGUSTA UTILITIES DEPARTMENT**  
452 WALKER STREET, SUITE 200  
AUGUSTA, GA 30901

**AUD DETAIL 1.19**

